



Solar  Screen

## BLACK OPAQUE

Design  
Privacy - Blackout










### Description

The Black Opaque blackout film provides comprehensive two-way privacy. Blocking almost all light penetration, this film provides an immediate and effective privacy solution, ideally suited for concealing stock, a storage area, etc.



Discover the product  
through video

## Characteristics

-  **Warranty**  
10 years
-  **Fire Resistance Rating**  
M1
-  **Storage in recommended conditions**  
3 years
-  **REACH / RoHS**  
Compliant
-  **Widths Available**  
152 cm, 183 cm
-  **Installation Type**  
Interior
-  **Color From the Outside**  
Black
-  **Length**  
30.5 m
-  **Product Carbon Footprint (LCA)**  
1.30 kgCO<sub>2</sub>e/m<sup>2</sup>

## Construction

- 1 Scratch-resistant hard coating providing surface protection, durability, and ease of cleaning
- 2 High optical quality dyed polyester
- 3 Bonding adhesive
- 4 High optical quality polyester
- 5 PS adhesive, polymerizes with glass within 15 days
- 6 Protection PET release liner, disposable after installation

-  **Composition**  
PET
-  **Thickness**  
60 µm

## Optical and solar properties

UV Rejection (%)	99
Visible Light Transmission (%)	0.5
Glue	Pressure sensitive acrylic


## Application advice

Vertical situation and for a standard glazed surface

Clear Single Pane	!
Tinted Single Pane	×
Reflective Tinted Single Pane	✓
Clear Double Pane	!
Tinted Double Pane	×
Reflective Tinted Double Pane	✓
Gas-Filled Double Pane - Low E	×
Stadip Ext. Clear Double Pane	×
Stadip Int. Clear Double Pane	×

✓ Yes    × Not recommended    ! Caution

## Details



## Installation and Maintenance Advise

Use Slide On (600-FO2) or Film On (600-F0355) diluted at 2 cL/L of water for installation and cleaning. Do not clean for one month after installation or apply stickers/adhesives on the film.



Access the installation and maintenance advice video