

Exterior

Interior

Solar Screen

CLEAR 1 UVC

Solar Control

Anti Discoloration - Interior


Description

Carefully applied to any kind of glazing, Clear 1 UVC films are highly effective at absorbing the Sun and the Moon's UV rays (99 % up to 385 nm). This film will protect items and furnishings exposed to light from fading and premature ageing.

Visible Light Transmission (%)




Visible Light Reflection - External (%)



UV Rejection (%)



Total Solar Energy Rejected (%)












0 10 20 30 40 50 60 70 80 90 100




||| 3 mm simple glazing - without film ■ Film applied to 3 mm simple glazing



Characteristics

-  **Warranty**
10 years
-  **Fire Resistance Rating**
M1
-  **Storage in recommended conditions**
3 years
-  **REACH / RoHS**
Compliant
-  **Widths Available**
152 cm, 183 cm
-  **Installation Type**
Interior
-  **Color From the Outside**
Transparent
-  **Length**
30.5 m
-  **Product Carbon Footprint (LCA)**
1.04 kgCO₂e/m²

Energy and environmental benefits⁰¹

-  **Energy savings**
N/A
-  **Carbon footprint reduction**
N/A
-  **Financial savings**
N/A



Access our energy savings calculator

Optical and solar properties

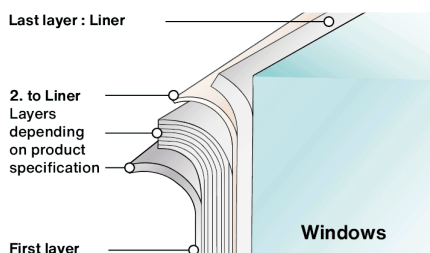
Pane type	Single 3mm		Double Low-E	
	No film	With Film	No film	With Film
UV Rejection (%)	25	99	40	99
Visible Light Transmission (%)	91	90	82	75
Visible Light Reflection - External (%)	8	9	11	14
Visible Light Reflection - Internal (%)	8	9	12	14
Solar Energy Reflection (%)	5	9	12	24
Solar Energy Absorption (%)	8	7	28	21
Solar Energy Transmission (%)	87	84	60	55
Total Solar Energy Rejected (%)	12	15	35	35
Glare Reduction (%)	-	12	-	11
Shading Coefficient	-	0.97	-	1
g-value	0.88	0.85	0.65	0.65

Construction

- 1 Scratch-resistant hard coating providing surface protection, durability, and ease of cleaning
- 2 High optical quality polyester
- 3 Bonding adhesive
- 4 High optical quality polyester
- 5 Half permanent adhesive that will ease the removal of the film from the window
- 6 Protection PET release liner, disposable after installation

-  **Composition**
PET
-  **Thickness**
50 µm

Details



Application advice⁰²

Vertical situation and for a standard glazed surface

- Clear Single Pane ✓
- Tinted Single Pane ✓
- Reflective Tinted Single Pane ✓
- Clear Double Pane ✓
- Tinted Double Pane ✓
- Reflective Tinted Double Pane ✓
- Gas-Filled Double Pane - Low E ✓
- Stadip Ext. Clear Double Pane ✓
- Stadip Int. Clear Double Pane ✓

✓ Yes ✗ Not recommended ! Caution

Installation and Maintenance Advise

Use Slide On (600-FO2) or Film On (600-F0355) diluted at 2 cL/L of water for installation and cleaning. Do not clean for one month after installation or apply stickers/adhesives on the film.



Access the installation and maintenance advice video

⁰¹ Values based on a study carried out on an air-conditioned building located in Luxembourg, with a film applied on a low-E double glazing, facing East. The heating months considered are from October to March, and the cooling months from April to September. We consider an electric heating system of the heat pump type, with a production efficiency of 3.5 and an electric cooling system with an efficiency of 3. For more information, visit our online tool.

⁰² Advice based on glazed surface area up to 2.5 m², please contact us for any confirmation or thermal shock analysis. The data in this information sheet is not contractual, SOLAR SCREEN reserves the right to modify the composition of its products at any time. Please refer to our warranties and general sales conditions.