



Solar  Screen










CLEAR PRINT PET 4 C

Design
Decorative - Printing

Description

Clear Print PET 4 C films can be printed upon using a UV printing machine. On the other hand, it absorbs more than 95% of all UV-Rays and protects against impacts.

Characteristics

-  **Warranty**
5 years
-  **Fire Resistance Rating**
M1
-  **Storage in recommended conditions**
3 years
-  **REACH / RoHS**
Compliant
-  **Widths Available**
183 cm
-  **Installation Type**
Interior
-  **Color From the Outside**
Transparent
-  **Length**
30.5 m
-  **Product Carbon Footprint (LCA)**
1.56 kgCO₂e/m²

Optical and solar properties

UV Rejection (%)	99
Visible Light Transmission (%)	88
Glue	Pressure sensitive acrylic

Application advice

Vertical situation and for a standard glazed surface

Clear Single Pane	✓
Tinted Single Pane	✓
Reflective Tinted Single Pane	✓
Clear Double Pane	✓
Tinted Double Pane	✓
Reflective Tinted Double Pane	✓
Gas-Filled Double Pane - Low E	✓
Stadip Ext. Clear Double Pane	✓
Stadip Int. Clear Double Pane	✓


✓ Yes ✗ Not recommended ! Caution

Construction

- 1 High optical quality polyester
- 2 Reinforced PS adhesive to accompany the elasticity of the film in case of impact, polymerizes with glass within 30 days
- 3 Protection PET release liner, disposable after installation

-  **Composition**
PET
-  **Thickness**
120 µm

Details



Installation and Maintenance Advise

Use Slide On (600-FO2) or Film On (600-F0355) diluted at 2 cL/L of water for installation and cleaning. Do not clean for one month after installation or apply stickers/adhesives on the film.



Access the installation and maintenance advice video